



Description & Features:

- Developed for use in heavy duty industrial applications
- Compact stainless steel construction with welded stainless steel sensor
- Available ranges up to 8,700 psi
- Wide range of mechanical and electrical connections
- $\pm 0.5\%$ accuracy
- NEMA 4X / IP65 and IP67
- CE and RoHS compliant
- Customizable
- 5 year warranty

Applications:

- Suitable for heavy duty process and automation control including mobile hydraulics and presses

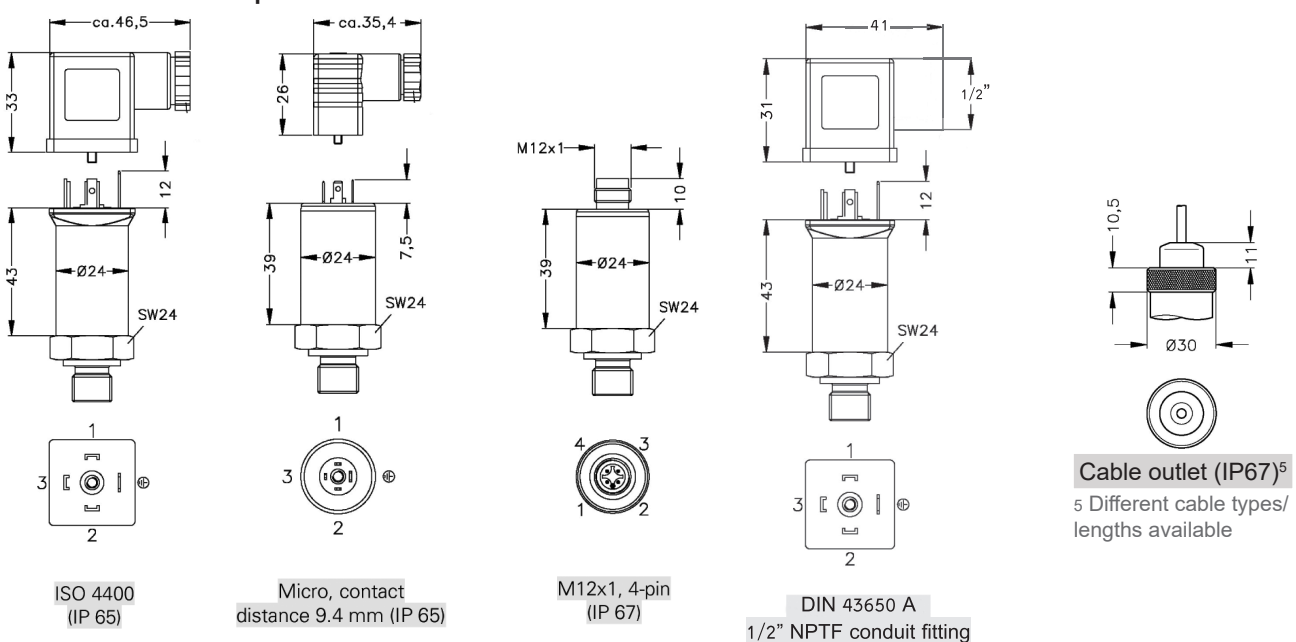
Specifications

Output Signal	Standard 2-wire: 4-20 mA / $V_s = 8-32$ Vdc Optional 3-wire: 0-10 V / $V_s = 14-30$ Vdc Optional 3-wire ratiometric: $V_{sig} = 0.5-4.5 V_s / V_s = 5 \pm 0.5$ Vdc
Accuracy	$\pm 0.5\%$ FSO
Permissible Load	2-wire: $R_{max} = [(V_s - V_{s \text{ min}}) / 0.02]$ Ohm 3-wire: $R_{min} = 10$ kOhm
Influence Effects	Supply: 0.05% FSO / 10 V Load: 0.05% FSO / kOhm
Response Time	2-wire: ≤ 10 ms 3-wire: ≤ 3 ms
Measuring Rate	1 kHz
Thermal Error	$< \pm 0.3\%$ FSO / 10K, Compensated range 32°F to 158°F (0°C to 70°C)
Permissible Temperatures	Medium: -40°F to 257°F (-40°C to 125°C) Electronics environment: -40°F to 185°F (-40°C to 85°C) Storage: -40°F to 185°F (-40°C to 85°C)
Short-circuit Protection	Permanent 3-wire ratiometric: None
Reverse Polarity Protection	No damage. No function.
Electromagnetic Protection	Emission and immunity according to EN 61326
Stability	Vibration: 20 g, 25 Hz to 2 kHz according to DIN EN 60068-2-6 Shock: 500 g / 1 ms according to DIN EN 60068-2-27
Pressure Port	316Ti SS
Pressure Port Connection	1/4" NPT (others available upon request)
Housing	304 SS
Diaphragm	17-4PH SS, welded
Weight	120 g
Current Consumption	2-wire: 25 mA max 3-wire voltage: 5 mA (short-circuit current 20 mA) 3-wire ratiometric: 3 mA
Long-term Stability	$< \pm 0.3\%$ FSO/yr at reference conditions
Operating Life	$> 100 \times 10^6$ cycles
CE Conformity	EMC directive: 2004/108/EC Pressure equipment directive: 97/23/EC (module A). Valid for devices with max permissible overpressure $> 3,000$ psi

Order Codes

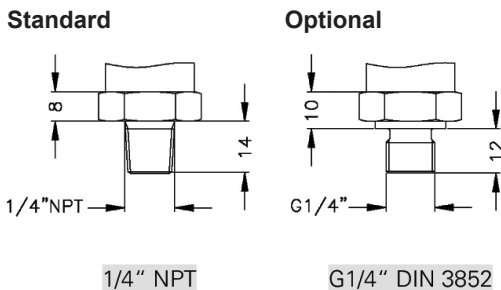
Range	Over-pressure	Burst Pressure	Code
0/100 psi	203 psi	406 psi	LMH0100
0/145 psi	508 psi	1,015 psi	LMH0145
0/230 psi	508 psi	1,015 psi	LMH0230
0/360 psi	1,015 psi	2,030 psi	LMH0360
0/580 psi	2,030 psi	4,060 psi	LMH0580
0/870 psi	2,030 psi	4,060 psi	LMH0870
0/1,500 psi	5,075 psi	10,150 psi	LMH1500
0/2,300 psi	5,075 psi	10,150 psi	LMH2300
0/3,600 psi	10,150 psi	20,305 psi	LMH3600
0/5,800 psi	17,405 psi	21,755 psi	LMH5800
0/8,700 psi	17,405 psi	21,755 psi	LMH8700

Electrical Connection



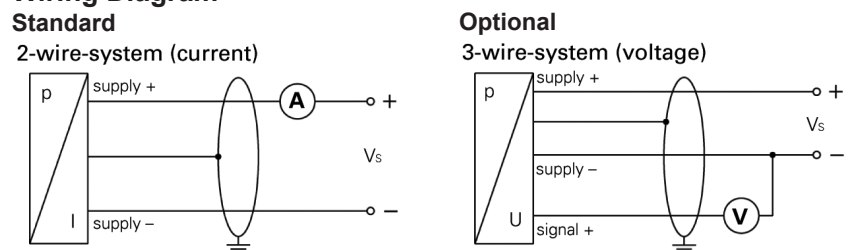
Note: Other connections available upon request

Mechanical Connection



Note: Measurements are in mm

Wiring Diagram



Pin Configuration

Electrical Connection	ISO 4400	Micro (contact distance 9.4mm)	M12x1 (4 pin), plastic	Cable Colours (DIN 47100)
Supply+	1	1	1	White
Supply-	2	2	2	Brown
Signal+ (for 3-wire)	3	3	3	Green
Shield	Ground pin	Ground pin	4	Green/yellow