



Description & Features:

- Universal transmitter with a high level of accuracy and stability
- Designed especially for aggressive media
- Rugged stainless steel construction with ceramic sensor
- Available ranges include in/Hg up to 8,700 psi
- Wide range of mechanical and electrical connections
- 0.5% FSO accuracy
- NEMA 4X and 6P / IP65, and IP67
- CSA Approved 2 wire, 4-20 mA output
- CE and RoHS compliant
- Approved for outdoor use
- Customizable
- 5 year warranty

Applications:

- Appropriate for environmental monitoring, machine tool and presses, test equipment and many other applications

Specifications

Output Signal	Standard 2-wire: 4-20 mA / Vs = 8-32 Vdc (CSA) I.S. protection: Vs = 14-28 Vdc Optional 3-wire: 0-20 mA / Vs = 14-30 Vdc 0-10 V / Vs = 14-30 Vdc
Accuracy	±0.5% FSO IEC 60770
Permissible Load	Current 2-wire: Rmax = [(Vs - Vs min) / 0.02] Ohm Current 3-wire: Rmax = 500 Ohm Voltage 3-wire: Rmin = 10 kOhm
Influence Effects	Supply: 0.05% FSO / 10 V Load: 0.05% FSO / kOhm
Response Time	≤10 ms
Thermal Error	≤±0.2% FSO / 10K In compensated range: -13°F to 185°F (-25°C to 85°C)
Permissible Temperatures	Medium: -40°F to 257°F (-40°C to 125°C) Electronics environment: -40°F to 185°F (-40°C to 85°C) Storage: -40°F to 212°F (-40°C to 100°C)
Short-circuit Protection	Permanent
Reverse Polarity Protection	No damage. No function.
Electromagnetic Protection	Emission and immunity according to EN 61326
Stability	Vibration: 10 g RMS (25 to 2,000 Hz) Shock: 500 g / 1 ms
Pollution Degree	4, electrical equipment for outdoor use
Housing	316L SS
Pressure Port	316L SS
Approval	CSA Certified for electrical equipment
Wetted Parts	Seals: P _N < 1,450 psi: FKM70. Others available. P _N > 1,450 psi: FKM90. Others available. Diaphragm: Ceramic Al ₂ O ₃ 96%

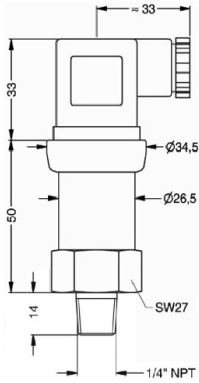
Order Codes

Range	Over-pressure	Burst Pressure	Code
30" Hg Vac	58 psi	102 psi	LIM428
0/15 psi	29 psi	58 psi	LIM429
0/20 psi	58 psi	73 psi	LIM435
0/35 psi	58 psi	73 psi	LIM445
0/60 psi	145 psi	174 psi	LIM447
0/85 psi	145 psi	174 psi	LIM448
0/145 psi	290 psi	363 psi	LIM449
0/230 psi	580 psi	725 psi	LIM450
0/360 psi	580 psi	725 psi	LIM451
0/580 psi	1,450 psi	1,740 psi	LIM452
0/870 psi	1,450 psi	1,740 psi	LIM453
0/1,500 psi	2,901 psi	3,626 psi	LIM454
0/2,300 psi	5,802 psi	7,252 psi	LIM455
0/3,600 psi	5,802 psi	7,252 psi	LIM456
0/5,800 psi	8,702 psi	9,427 psi	LIM457
0/8,700 psi	11,603 psi	12,763 psi	LIM458

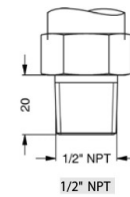
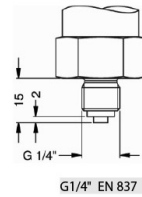
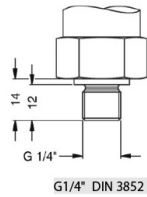
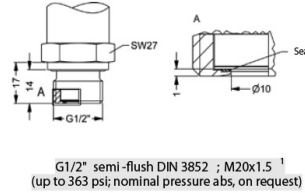
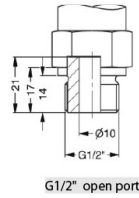
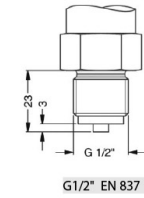
Transmitters

Mechanical Connection

Standard

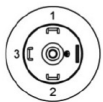
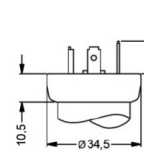


Optional

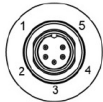
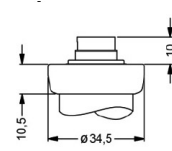


Electrical Connection

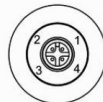
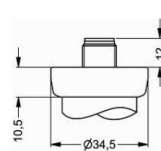
Standard



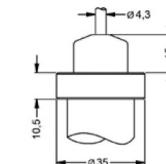
ISO 4400
(IP 65)
(CSA)



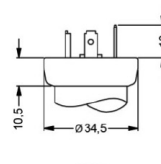
Binder Series 723 5-pin
(IP 67)



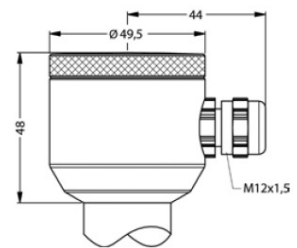
M12x1 4-pin
(IP 67)



cable outlet with PVC cable
(IP 67)²



DIN 43650 A
1/2" NPTF conduit fitting
(CSA)



compact field housing
(IP 67)

Pin Configuration

Electrical Connection	ISO 4400	Binder 723 (5-pin)	M12x1 (4-pin)	Field Housing	Cable Colours (DIN 47100)
2-wire system	Supply +	1	3	IN +	White
	Supply -	2	4	IN -	Brown
	Ground	Ground pin	5	⏏	Yellow/green (shield)
3-wire system	Supply +	1	3	IN +	White
	Supply -	2	4	IN -	Brown
	Signal +	3	1	OUT +	Green
	Ground	Ground pin	5	⏏	Yellow/green (shield)

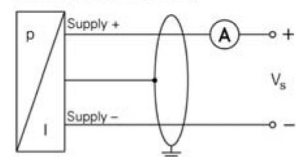
Note: Measurements are in mm

- ¹ Possible for nominal pressure ranges ≤ 360 psi
- ² Standard: 2m PVC cable without ventilation tube.
Optional: Cable with ventilation tube

Wiring Diagram

Standard

2-wire-system (current)



Optional

3-wire-system (current / voltage)

