



# RC SYSTEMS

RC Systems has engineered and manufactured industrial electronic products for the instrumentation industry since 1979. As critical alarm monitoring experts, we specialize in interfacing various sensors and analyzer devices to our alarm and display products. Our products are known for their reliability, performance, and ease of use for applications where maintenance and safety are crucial. Some of these applications include fixed and temporary ambient gas detection as well as numerous other multi signal monitoring applications. In addition, we provide various solutions for hard wire or wireless systems. Our wireless monitoring ability/strategy continues to provide recognized solutions for countless customers worldwide.

## RC Systems Popular Product Overview

### RIG PROTECTOR



Shown with: ST-90 Quad Channel Controller

#### FEATURES

- Up to four wireless or tethered inputs from monitors or bridge sensors.
- Standard package suitable for operation in Division 2 potentially hazardous areas.
- Wireless data transmitted up to 3000 feet with standard antenna.
- LCD readout with backlight. Displays bar graphs and engineering units.
- Flexible power input accepts 10-30VDC, 100-240VAC suitable for battery and solar sources.
- Three independent alarm levels for each channel.
- Five amp SPDT common alarm relays configurable for HORN, HIGH, WARN or FAULT alarm conditions.

[http://www.rcsystemsco.com/prod\\_view.asp?pid=26](http://www.rcsystemsco.com/prod_view.asp?pid=26)

### SENSOR TRANSMITTERS



ST- 48 in Nema 7 Enclosure

#### FEATURES

- Accepts 4-20mA, electrochemical and bridge style sensors.
- Wireless (integral battery) and 2-wire 4-20mA low power models available for electrochemical toxic/oxygen monitoring.
- 10-30VDC powered model configurable as 3-wire single gas or 4-wire dual gas monitor with 4-20mA output for each gas.
- "Smart sensor" interface stores sensor type, gas range, alarm set points, calibration and many other transmitter variables.
- Front LED's and LCD clearly indicates alarm state. Screens for each gas include large engineering units, bar-graph and 30-minute trend.
- NRTL/ATEX certifications.
- Real-time clock and calendar logs alarm, calibration and power-up events.
- Security mode allows locking of critical parameters.
- Magnetic switches allow "one man" sensor calibration in hazardous areas without area declassification with a simple magnetic wand.

[http://www.rcsystemsco.com/prod\\_view.asp?pid=6](http://www.rcsystemsco.com/prod_view.asp?pid=6)



ST- 44 in Nema 7 Enclosure

#### FEATURES

- QVGA color TFT display. Displays engineering units and monitored data graphically as bar graph and 30-minute trend.
- Display changes color to indicate alarm status.
- Ethernet: embedded webpage for configuration and HMI, Modbus® TCP master/slave.
- Webpage offers offsite viewing capabilities.
- Redundant Modbus® slave.
- Remote sensor ability.
- Single/Dual modes standard.
- Modbus®TCP, Modbus® RTU,EC, bridge, 4-20mA input.
- Magnetic switches allow "one man" sensor calibration in hazardous areas without area declassification with a simple magnetic wand.

*This product due for third quarter release*


For more information on this product, please call.

# CONTROLLERS

ST-71 NEMA 4

ST-72 NEMA 4 (small)

ST-71 Panel Mount



ST-72 Panel Mount



ST-71, 16 Channel Modbus® Master Display and Alarm Controller

ST-72, 16-64 Channel Controller

## FEATURES

- Accepts up to 16 inputs from many sensor types and signal ranges Modbus® master capability allows input data to be retrieved via RS-485.
- Eight channel display mode and option boards allow economical configuration of systems requiring only 8 channels or less.
- Dual Modbus® RS-485 serial ports for simultaneous master/slave operation.
- Three independent alarm levels per channel. Relay acknowledge feature allows silencing of external audible devices during existing alarm conditions.
- Graphic LCD readout displays monitored data as trends, bar graphs and engineering units. Alarm LED's flash when new and become steady after acknowledged.
- Standard SPDT common alarm relays for HORN, HIGH, WARN and FAULT.
- Options such as direct sensor inputs, 4-20mA outputs, discrete alarm relays and others are supported via an I2C expansion bus.
- Cal Mode offers pushbutton zero/span calibration for direct sensor interface applications. Authorization mode allows locking of critical configuration variables.
- Magnetic keypad standard for non-intrusive operation in potentially hazardous locations.
- NEMA 4X, explosion-proof, 19" rack mount, panel mount.

## FEATURES


- 16, 32, 48 and 64 channel display modes accepts inputs from many sensor types and signal ranges.
- Modbus® TCP Master/Slave web based HMI, RS-485.
- Four RS-485 serial ports allow simultaneous Modbus® master/slave operation and multiple masters. Two standard and two optional isolated.
- Four independent alarm levels per channel. Relay acknowledge feature allows silencing of external audible devices during alarm conditions.
- QVGA Color LCD displays monitored data as trends, bar graphs and engineering units. Graphic readouts change colors to indicate alarm status.
- Five standard SPDT 5-amp alarm relays including dedicated HORN/FAULT relays, plus three programmable alarm relays.
- Cal Mode offers push-button zero/span calibration for direct sensor interface applications.
- Authorization mode allows locking of system configuration.
- Data Logger allows recording of minimum, maximum and average values. SD card present for data logging alarm states, calibrations and acknowledgements for up to two years.
- Embedded web server provides HMI and remote system configuration.
- Event log records 2,000 of the most recent events and stores records, alarms and faults, which are viewable from the 72 webpage.

## WIRELESS

### RC Systems Wireless Strategies

ST-48RF


ST-72 NEMA 4 (large)



- The "Wireless Monitor" strategy is great for OEM's and starts with our ST-48/RF wireless sensor transmitter. The ST-48/RF accepts an OEM's industry standard series 4 or series 7 electrochemical sensor and is the ideal wireless gas monitor with a 1500 foot indoor range and up to 3 miles RF line-of-site range. These are available in 900MHz and 2.4GHz.
- The Tethered Monitor Strategy, suitable for OEM's and end users alike, offers a similar, easy-to-deploy solution, but designed for wired monitors supplied by RC Systems or other manufacturers. With this approach, quick-connect cable sets connect monitors to our four channel or for larger systems, our 16 channel and our quick-connect adaptor converts virtually any manufacturer's 2 or 3 wire monitor to be RC Systems' site controller compatible. Site controllers may have local horns and strobe lights but are also equipped with wireless Modbus® slave ports for sending their data back to a control room. The Modbus® open protocol means any Modbus® master may communicate to the wireless site controllers simply by connecting our serial radio modem to its serial port. ST-71 controllers also have a Modbus® master port as standard equipment and are ideal choices for the control room receiver.

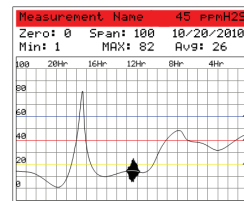
[www.rcsystemswireless.com/wireless](http://www.rcsystemswireless.com/wireless)

## ST-72 Screen Shots



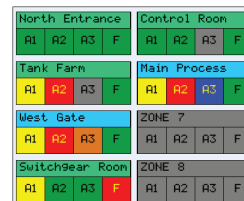
### MAIN DATA SCREEN

Displays all active channels on the same screen.



### 24 HOUR TREND SCREEN

Displays 1 channel at a time as most recent 24 hour trend.



### ZONE SCREEN

Displays all eight possible active zones. Alarm cells change colors and name field flashes indicating alarms. Allows user direct access to screen that shows which channels belong to each zone.

*The ST-72's webpage offers offsite viewing capabilities. Please contact us to view a live ST-72 webpage.*

[http://www.rcsystemsco.com/prod\\_view.asp?pid=35](http://www.rcsystemsco.com/prod_view.asp?pid=35)



8621 Highway 6, Hitchcock, TX 77563

Tel: (409) 986-9800 • Fax: (409) 986-9880

[www.rcsystemsco.com](http://www.rcsystemsco.com)

Represented by: **C A Briggs Company**; 622 Mary Street; Suite 101 - Warminster, PA 18974

Phone: 267-673-8117 - 800-352-6265 - Fax: 267-673-8118; E-Mail: [Sales@cabriggs.com](mailto:Sales@cabriggs.com) - [www.cabriggs.com](http://www.cabriggs.com)