



Instruction Manual

Captive Air Level Control

Model NLP



Order from: **C A Briggs Company**
622 Mary Street; Suite 101; Warminster, PA 18974
Phone: 267-673-8117 - Fax: 267-673-8118
Sales@cabriggs.com - www.cabriggs.com

1. Contents

	Page
1. Contents.....	2
2. Note	3
3. Inspection of the instrument.....	3
4. Description	3
5. Operation	3
6. Mechanical Assembly	4
7. Electrical Connection	4
8. Sensitivity Setting.....	4
9. Technical Information.....	5
10. Dimensions	6
11. Part Number Selection.....	6
12. Declaration of Conformity	7

Manufactured and distributed by:

Kobold Mesura S.L.U.
Avda. Conflent, 68 Nave 15
08915 Badalona
Tel.: +34 93 460 38 83
Fax: +34 93 460 38 76
E-Mail: info.es@kobold.com
Internet: www.kobold.com

Edition: March 2013

2. Note

Read this manual before installing the equipment.
The equipment should only be used, installed and maintained by people who have this manual and following local regulations on health and safety and risk prevention.

3. Inspection of the instrument

All instruments have been checked before packaging and have been shipped in perfect condition.

Scope of delivery:

Standard equipment includes:

- Captive air control Model NLP
- M16 x 1.5 Cable Gland
- Manual

4. Description

The NLP level switch control allows simple and economical liquid level control in various types of unpressurized tanks and vessels

5. Operation

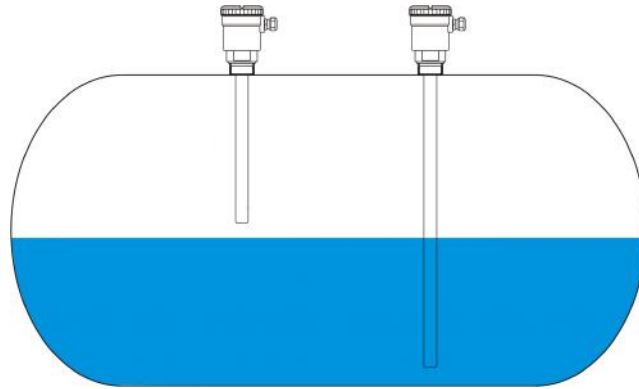
The operation is based on measuring the pressure of the captive air inside the measuring tube.

When the liquid level covers and then exceeds the bottom of the tube, the resulting increase in air pressure inside the tube acts upon a sensing diaphragm mounted within the head of the device.


The switch point is calibrated to change state at 50 mm H₂O above the bottom of the tube.

6. Mechanical Assembly

Device mounting is performed by the use of an appropriate size fitting into the reservoir. The level device should always be maintained in the upright position. It is very important that the tube always remains totally clean and free of clogging, as level detection failure will result. With the pipe thread option, it is **ESSENTIAL** that pipe threads have a minimum length of 15 mm and are made so as to ensure **uniform pressure** on the inner seal to prevent leakage of the captive air inside the tube.



7. Electrical Connection



- 1- Common
- 2- N/C
- 3- N/O

8. Sensitivity Setting

The NLP level switch is factory calibrated, thus no user adjustment is required for operation. **IMPORTANT: To maintain product warranty, DO NOT TOUCH THE ADJUSTMENT SCREWS!**

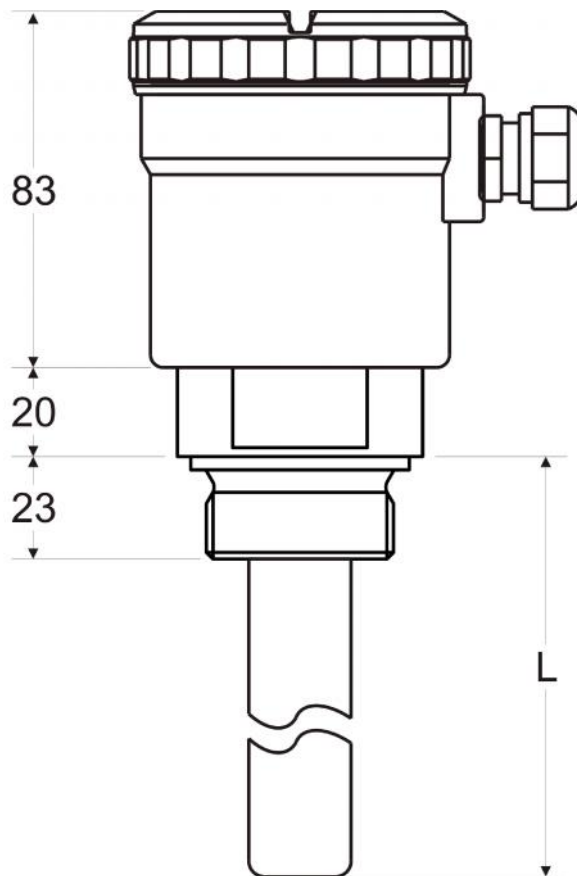
Trigger point:	50 mmH ₂ O
Switch-off point:	25 mmH ₂ O
Tolerance:	± 10%

9. Technical Information

Note: The technical information below is accurate as possible; however, this information is subject to change without notice.

Electrical connection:	6.3 x 0.8 mm
Contact:	SPDT Max. 250Vac, 1A
Cable entry:	1 Cable Gland, M16 x 1.5
Sensitivity:	5 mbar
Overpressure:	50 0 mbar
Process connection:	G-1", 1" NPT (other connections on request)
Measuring tube thread:	G-3/8"
Media Temperature:	-10 ...+85° C
Environmental Temp.	-20 ...+85° C
Membrane:	NBR or EPDM
Case Material:	Polyamide
Fitting Material:	Polypropylene or PVDF
Material tube:	Polypropylene or PVDF
Protection:	IP65

10. Dimensions



11. Part Number Selection

Model	Material	Connection	Tube Length ⁽¹⁾	Options
NLP-	P: Polypropylene T: PVDF	R: 1" G N: 1" NPT X: Special	0: Without tube (1) 1: 1 Meter (2) 2: 2 Meters (2) 3: 3 Meters (2) X: Special	0: No option Y: Special Option

- 1) Internal thread
- 2) Tube welded to fitting

12. Declaration of Conformity

CE Declaration of Conformity

*EC DECLARATION OF CONFORMITY
EG-KONFORMITÄTSERKLÄRUNG
Déclaration Conformité
Conformità DI CE dichiarazione*

KOBOLD MESURA S.L.U.
Avda conflent, 68 08915 Badalona (Spain)

Declares under its own responsibility that the product

*Declares under our sole responsibility, that the product
Erklärt in the leiniger Verantwortung, daß das produkt
Déclare sous sa seule responsabilité, which produit
Dichiara sotto responsabilità itself, che il prodotto*

NLP

To which this declaration relates, are in conformity with the following European Directives:

*Which Relates To this declaration is in conformity With The Following European Directives:
An Erklärung auf das give verweist, sie mit den Richtlinien Europäischen stehen im Einklang folgend:
Auxquels one refers À cette déclaration, ils sont aux Directives compliant Européennes suivant :
A ai quali if riferisce questa dichiarazione, sono alle direttive europee accordance seguente:*

EC2006/95/CE

Harmonized standards and normative documents applied:

*Applied Harmonized standards and normative documents:
Normen harmonisierte normativer Angewandte Dokumente oder:
Norms normatifs harmonisées appliqués et documents
Armonizzate and documenti norme applicati normativity:*

DIN EN 60730-1 (VDE 0631 Teil 1): 2001-09; EN 60730-1:1995 + A1 + A2 + A17 A11bis/to: 2000
DIN EN 60730-2-6 (VDE 0631 Teil 2-6) :1995-10, EN 60730-2-6: 1995
DIN EN 60730-2-6/A1 (VDE 0631 Teil 2-6/A1) :1997-10, EN 60730-2-6: 1995/A1: 1997

Manufactured in: KOBOLD MESURA SLU Avda conflent, 68 08915 Badalona (Spain)

*Made in:
Hergestellt in:
Fabriqué dans:
Fabbricato in:*

Badalona March 3, 2013

Manager
Antonio Sanchez Thomas

Measure Kobold SLU

Wilfred 655 1st Floor
08918 Badalona
Tel: +34 93 460 38 83
Fax: +34 93 460 38 76
E-Mail: info.es@kobold.com
www.kobold.com

We reserve the right to change content, without notice.
We assume no responsibility for errors

