

Remote Low Power Ultrasonic Level Sensor with Cellular Modem.

Standard and Sanitary Mounting



Order from: **C A Briggs Company**
622 Mary Street; Suite 101; Warminster, PA 18974
Phone: 267-673-8117 - Fax: 267-673-8118
Sales@cabriggs.com - www.cabriggs.com

Features

1. Plug and play. Mount the sensor and connect power. The sensor automatically connects to the Sensor Server.
2. Web access to measurement history, calibration and diagnostics
3. Self-adjusting technology eliminates unwanted echoes.
4. Self-cleaning feature reduces build up on the transducer face.
5. Range up to 60 feet (18.2 meters).
6. Temperature range -40 to 120°C.
7. Sanitary mounting available.
8. PVC, SS316L or TEFLON materials for transducers.
9. PVC, Aluminum or SS316L for electronics enclosures.



Applications

1. Any liquids and solids.
2. Food and pharmaceutical.
3. High temperature applications.
4. Sanitary

Mechanical

Conduit Entry

1/2" NPT Hole (PVC Conduit only for PVC Housing)

Enclosure

Aluminum - 94V0
PVC or SS316L

Sensor

Standard - PVC,

High Temperature

Optional - Teflon (standard mtg. only)

HTP. (5 Bar)

S.S. (1 1/2" or 2" sanitary only)

Ingress Protection

NEMA 6 (IP68)

Approvals

FM(USA)

FM3810 (2005):

Electrical Electronic Test, Measuring and Process Control Equipment

ANSI/NEMA 250 (1991):

Enclosures for Electrical Equipment

FM(CAN.)

CSA C22.2 No. 1010.1 (2004)

Safety Requirements for Electrical Equipment for Measurement, Control and Laboratory Use. Part 1: General Requirements

CSA C22.2 No. 94 (2011)

Special Purpose Enclosures

Operational

Accuracy

+/-0.1% of Max. span (in Lab)

+/-0.25% of max. range (typically in field)

Response Time

Programmable through web interface.

Calibration

Push-button or web Interface.

Temperature Compensation

In transducer

Remote Low Power Ultrasonic Level Sensor with Cellular Modem.

Environmental and Technical Specifications

Environmental

Temperature Ratings

Electronics Enclosure
-40 to 140°F (-40 to 60°C)
Continuous Operation

PVC & Standard Sanitary Nozzle:
- 40 to 140°F(-40 to 60°C)

Teflon Nozzle:
- 40 to 266°F(-40 to 130 °C)

S.S. HTP Sanitary:
-40 to 266°F(-40 to 130°C)

Pressure Standard

2 bar

Optional

5 bar maximum using HTP Sanitary Sensor or special HP-PVC Sensor.

Installation Category

Class II

Electrical Specifications

Power: 6 to 30 VDC, Continuous or Battery Supplied
(For battery life see battery life table on page 4)

Output

Cellular Data to Sensor Server.

(1/2 hour steam cleaning. It is recommended that the sensor be removed for longer cleaning cycles. Not for continuous operation.)

Technical Specifications

Range Code	Beam Angle	Operating Range in Liquids	Resolution	Mounting
045	9°	1.0 - 60 ft. 0.30 - 18.2 m	0.007" 0.19 mm	3.0" NPT 3.0"Ø x 3.0" H
052	12°	0.9 - 50 ft. 0.27 - 15.2 m	0.007" 0.19 mm	3.0" / 2.0" NPT 2.0"Ø x 2.7" H
070	12°	0.8 - 30 ft. 0.24 - 9.1 m	0.007" 0.19 mm	3.0" / 2.0" NPT 1.8"Ø x 2.25"H
080	12°	0.7 - 20 ft. 0.21 - 6.1 m	0.007" 0.19 mm	3.0" / 2.0" NPT 1.8"Ø x 2.25"H
081	12°	0.6 - 16 ft. 0.18 - 4.9 m	0.007" 0.19 mm	3.0" / 1.5" NPT 1.5"Ø x 2.1" H
148	12°	0.4 - 9 ft. 0.12 - 2.7 m	0.007" 0.19 mm	3.0" / 1.0" NPT 1.1"Ø x 2.0" H

Order from: **C A Briggs Company**

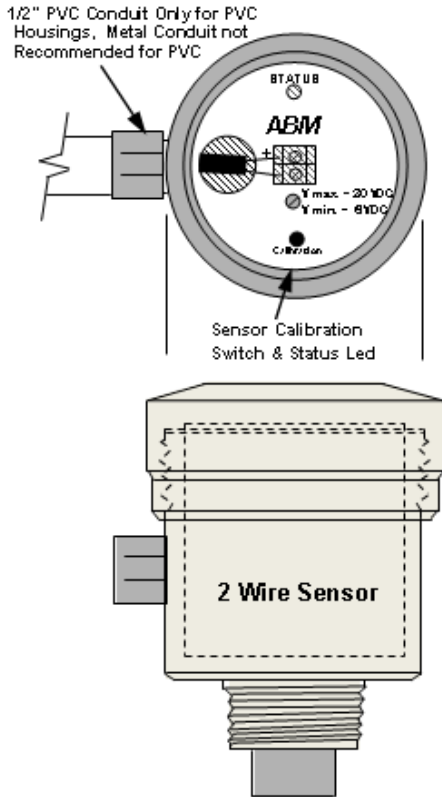
622 Mary Street; Suite 101; Warminster, PA 18974

Phone: 267-673-8117 - Fax: 267-673-8118

Sales@cabriggs.com - www.cabriggs.com

Remote Low Power Ultrasonic Level Sensor with Cellular Modem.

Overview and Calibration



Typical Installation

Direct Mounting Ultrasonic Sensor - Simply thread sensor directly into metal or plastic nozzle.

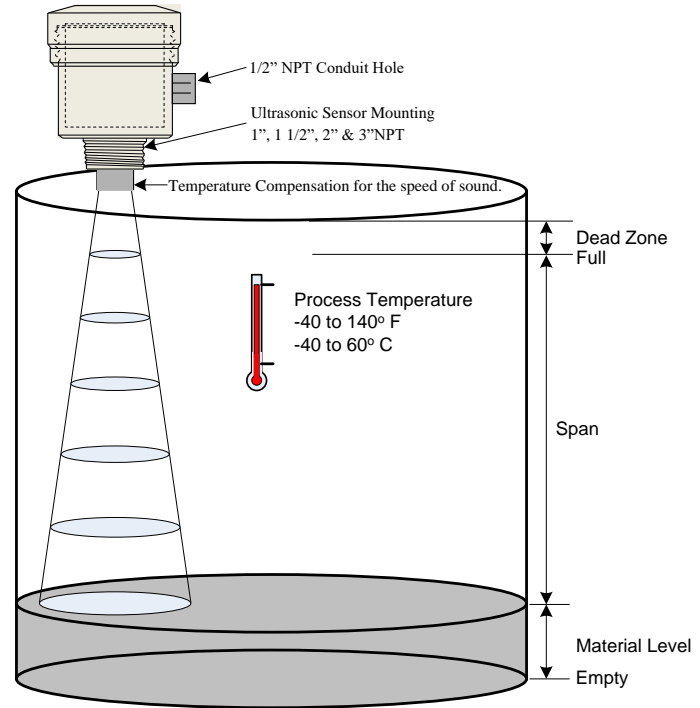
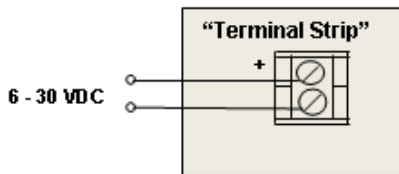


Fig. # 1 - "Remote Sensor" Wiring Connection



Operation - An ultrasonic pulse is transmitted from the ABM sensor. The pulse travels to the surface being monitored and is reflected off this surface back to the sensor. If data logging is enabled the measurement is stored. If data logging is off or the maximum number of measurements has been logged then the sensor connects to the server and post the measurements.

Calibration with Push-button

The calibration button has 3 functions "update server now", set the "full" or set "empty" level. The number of seconds the button is pressed determines which function will be executed. See Table 2 for button timing.

- Pressing the button until the LED turns green causes the sensor to wake from sleep, take a measurement, connect to the server, post the measurement and download any calibration changes.
- The calibration button can be used to set the "full" or "empty" level to the current target distance. Pressing and holding the calibration button will cause the LED to change color as per Table 2.

Example, pressing the button for greater than 7 seconds will cause the LED to turn green, then yellow. Releasing the button while the LED is yellow will set the "full" level to current material height.

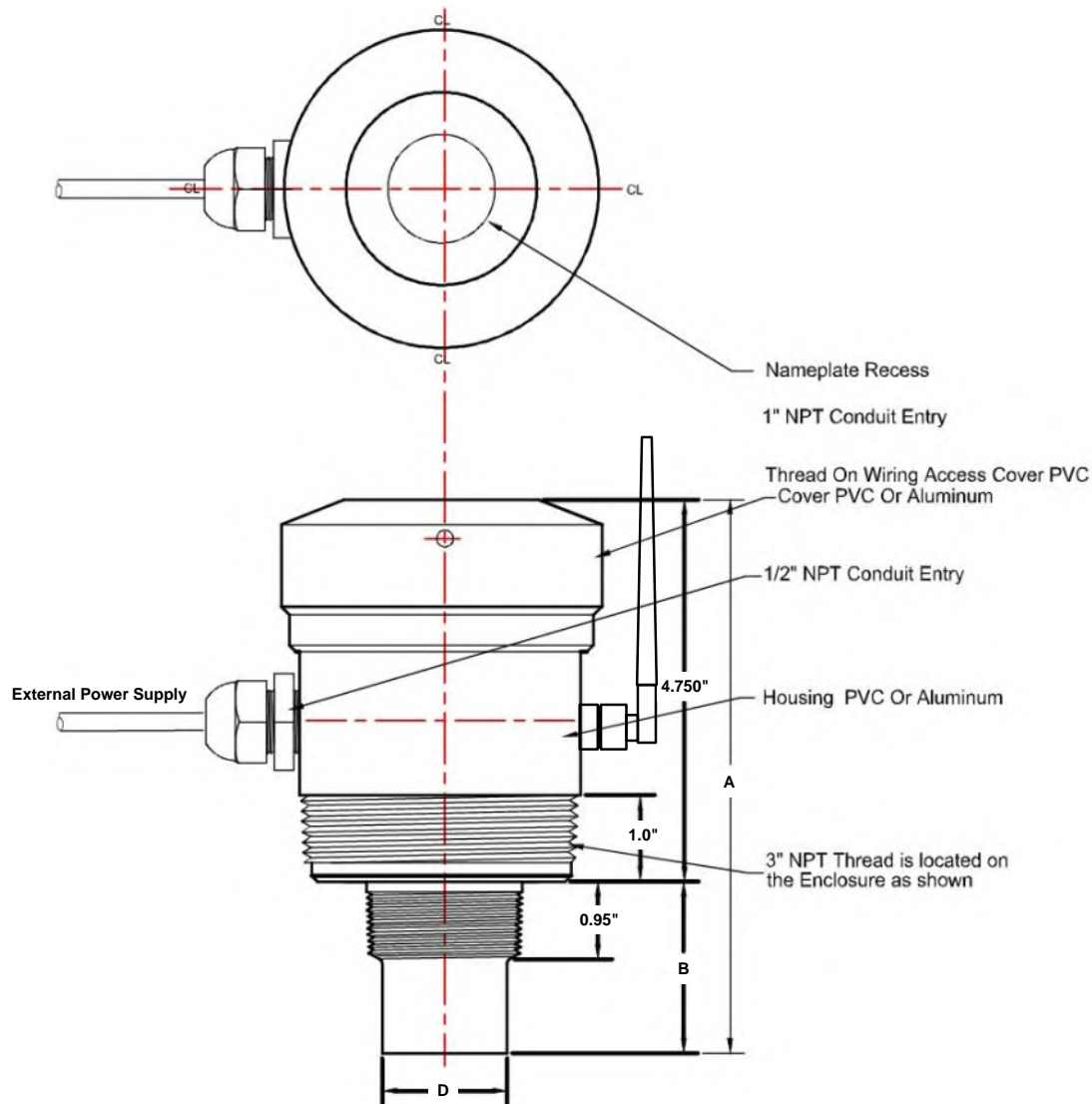
Button Pressed (Seconds)	LED Colour	Description
< 2	Off	If the button is pressed less than 2 seconds it is ignored and no action is taken.
> 2	Green	Take a measurement and connect to the server now.
> 7	Yellow	Program the full tank distance equal to the current distance.
> 12	Red	Program the empty tank distance equal to the current distance.
> 17	Off	Button pressed greater than 17 seconds it is ignored and no action is taken

Table 2: LED colour and timing. Symbols < "less than", > "greater than"

LED Order

Remote Low Power Ultrasonic Level Sensor with Cellular Modem.

Sensor Dimensions with External Power Supply or Battery Pack.



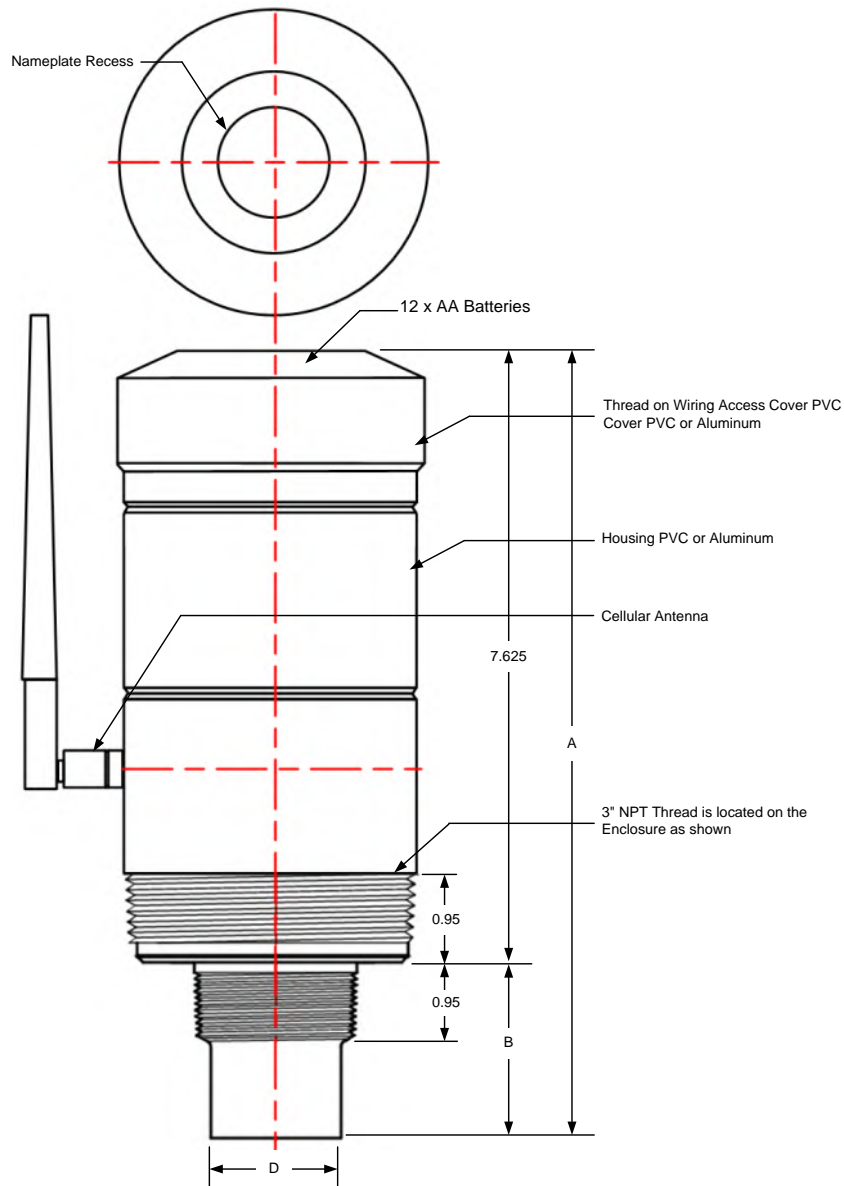
Model # (replace xx with battery suffix)	Operating Range	Operating Frequency	Mounting Thread NPT	Dimension 'A'	Dimension 'B'	Dimension 'D'
ABM100-045ULCM-ALPVC-xx	60' (18.2m)	45 KHz	3"	7.75" (197mm)	3.0" (76.2mm)	3.0" (76.2mm)
ABM100-052ULCM-ALPVC-xx	50' (15.2m)	52 KHz	3"/2"	7.8" (198mm)	3.05" (77.5mm)	2.2" (55.9mm)
ABM100-070ULCM-ALPVC-xx	30' (9.1m)	70 KHz	3"/2"	7.0" (178mm)	2.25" (57.2mm)	1.8" (45.7mm)
ABM100-080ULCM-ALPVC-xx	20' (6.1m)	80 KHz	3"/2"	7.0" (178mm)	2.25" (57.2mm)	1.8" (45.7mm)
ABM100-081ULCM-ALPVC-xx	16' (4.9m)	81 KHz	3"/1.5"	6.85" (174mm)	2.1" (53.3mm)	1.5" (38.1mm)
ABM100-148ULCM-ALPVC-xx	9' (2.7m)	148 KHz	1"	6.75" (172mm)	2.0" (50.8mm)	1.1" (27.9mm)

Battery Suffix	Battery Type	Internal/External
D18	D Cell Duracell Coppertop MN1300	External Battery Pack
RAY2	RAYOVAC, Model 803	External Battery Pack

*See page 6 for battery life.

Remote Low Power Ultrasonic Level Sensor with Cellular Modem.

Sensor Dimensions with Internal AA Battery Pack



Model #	Operating Range	Operating Frequency	Mounting Thread NPT	Dimension 'A'	Dimension 'B'	Dimension 'D'
ABM100-045ULCM-ALPVC-AA	60' (18.2m)	45 KHz	3"	10.625"(296.875mm)	3.0" (76.2mm)	3.0" (76.2mm)
ABM100-052ULCM-ALPVC-AA	50' (15.2m)	52 KHz	3"/2"	10.675"(271.175mm)	3.05" (77.5mm)	2.2" (55.9mm)
ABM100-070ULCM-ALPVC-AA	30' (9.1m)	70 KHz	3"/2"	9.875"(250.875mm)	2.25" (57.2mm)	1.8" (45.7mm)
ABM100-080ULCM-ALPVC-AA	20' (6.1m)	80 KHz	3"/2"	9.875"(250.875mm)	2.25" (57.2mm)	1.8" (45.7mm)
ABM100-081ULCM-ALPVC-AA	16' (4.9m)	81 KHz	3"/1.5"	9.725"(246.975mm)	2.1" (53.3mm)	1.5" (38.1mm)
ABM100-148ULCM-ALPVC-AA	9' (2.7m)	148 KHz	1"	9.625(244.475mm)	2.0" (50.8mm)	1.1" (27.9mm)

Battery Suffix	Battery Type	Internal/External
AA	AA Energizer Ultimate Lithium **	Internal Battery Pack

* See page 6 for battery life.

** Lithium batteries not included with sensor.

Remote Low Power Ultrasonic Level Sensor with Cellular Modem.

Batteries and Battery Life



The remote low power ultrasonic level sensor can be powered continuously or by one of the battery packs listed in the table below.

When using a battery pack option the battery life is affected by many factors:

1. How often the sensor takes a measurement.
2. How often the sensor connects to the ABM Sensor Server.
3. The strength of the cellular signal.
4. The temperature where the sensor is installed.
5. Battery shelf life.

Factors 1 and 2 can be programmed by the user to minimize battery use (see table below).

Factors 3 and 4 are outside of the user's control but may be mitigated.

Factor 3, poor cellular signal will require the cellular module to transmit at high power levels reducing the expected life of the battery. In cases where the cellular signal is weak a directional antenna can be used.

Factors 4, cold temperatures reduce battery life.

Factor 5. Check the shelf life of the batteries before purchasing to ensure that batteries are not near the end of their shelf life.

Remote ultrasonic sensor with AA battery pack option. The remote ultrasonic sensor also comes with an external battery pack option.

Battery Type	Quantity	Battery Location	Connection to ABM Server Every			
			15 Min	30 Min	1 Hour	2 Hours
AA Energizer Ultimate Lithium	12	Built-in	3 Months	6 Months	1 Year	2 Years
D Cell Duracell Coppertop MN1300	8	External Box	6 Months	1 Year	2 Year	4 Years
D Cell Duracell Coppertop MN1300	18	External Box	1 Year	2 Years	4 Years	8 Years
RAYOVAC, Model 803	2	External Box	2 Years	4 Years	8 Years	10+ Years

**The values in the above table were determined with good cellular coverage and mild temperatures.*

Please note:

Custom battery packs are available for applications requiring more frequent measurement updates while still achieving long battery life.

Order from: **C A Briggs Company**

622 Mary Street; Suite 101; Warminster, PA 18974

Phone: 267-673-8117 - Fax: 267-673-8118

Sales@cabriggs.com - www.cabriggs.com