



C A Briggs Company

Presents: the Replacement Components for Warrick Series 1
& Series 2 Boilers Controls when used as Low Water Cutoff or Alarm.

Use the Series 16DM or DF for Differential Level applications.

The Replacement Components for the Warrick Series 1 and Series 2 Controls comes in two flavors, the **Retro-Fit Components** and the **DIN-Mount Components**. The **Retro-Fit Components** can be used in any Series 1 or Series 2 Warrick Enclosure. The **DIN-Mount Components** can be used in Warrick NEMA 4 & NEMA 7/9 Enclosures. It does not fit in the Warrick NEMA 1 Enclosure.

Retro-Fit Components: Shown Below

Shown with Separately Purchased
Warrick Series 26M or 16DM



Model Retro-Fit Components (require assembly)

- Retro-Fit Plate to fit Warrick Series 1 & Series 2 Mounting Holes. Accommodates Relay Socket, Relay & Series 26M Octal Socket Components.
- 10A 3PDT Relay (UL Recognized file E41643, CSA Certified file LR31928).
- UL Relay Socket. (UL E87929, CSA LR31928)
- UL 11-Pin Octal Socket for Series 26M Control. (UL E60008, CSA LR29513)
- Specify a Series 26M to suit your application, sold separately. Rated U.L. 353 File # MP1430 as LIMIT CONTROL

DIN-Mount Components: Shown Below

Shown with Separately Purchased
Warrick Series 26M or 16DM



Model DIN-Mount Components (require assembly)

- DIN Rail Accommodates Relay Socket, Relay and Series 26M Octal Socket Components. Not for use in Warrick NEMA 1 Enclosure.
- 10A 3PDT Relay (UL Recognized file E41643, CSA Certified file LR31928).
- UL Relay Socket. (UL E87929, CSA LR31928)
- UL 11-Pin Octal Socket for Series 26M Control. (UL E60008, CSA LR29513)
- Specify a Series 26M to suit your application, sold separately. Rated U.L. 353 File # MP1430 as LIMIT CONTROL

Application Considerations:

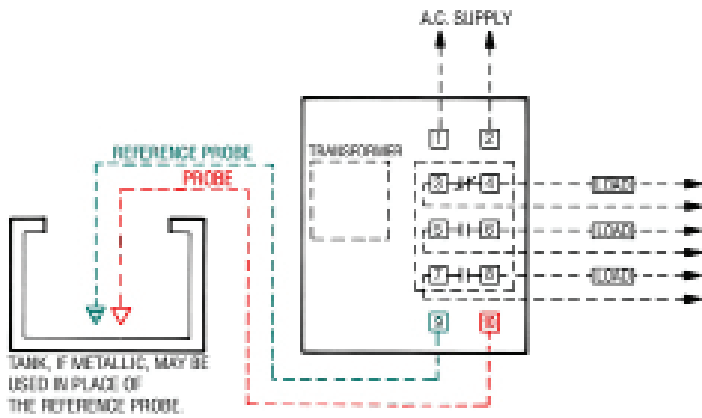
- The Retro-Fit Components and the DIN-Mount Components each have a 10A Relay rated at 1/2 HP with **LED** Indication while the Warrick Series 1 and Series 2 had 16A Relays rated 1 HP with no LED Indication.
- Series 26M Control has Reset Button capability and optional Power Outage Feature which automatically resets the Series 26M to regular operation if water is present to LLCO Probe after Power Outage. The old Series 1 and Series 2 would have to be manually reset even if LLCO had water present.
- The Series 26M has a much wider Sensitivity Range to order from: 4.7K to 100K.
- The Series 26M is available with either 24 VAC, 120 VAC, 240 AC, or 208/240 VAC. **Note:** The 240 VAC and the 208/240 VAC do not carry UL Limit Control Recognition.
- The Series 26M Series has standard 3 Second built in time delay which reduces effects of turbulence.
- The Series 26M Solid State has **LED** Indication and **meets CSD1** Requirements.
- The Series 26M has Low Probe Voltage (12 VAC) eliminating possible shock hazard of Series 1 Controls.
- The Retro-Fit & DIN-Mount Components will not work with Warrick 2800 Series Moisture Detectors.
- **Use the Warrick Series 16 or DF for Differential Level Applications**

C A Briggs Company; 622 Mary Street; Suite 101 - Warminster, PA 18974

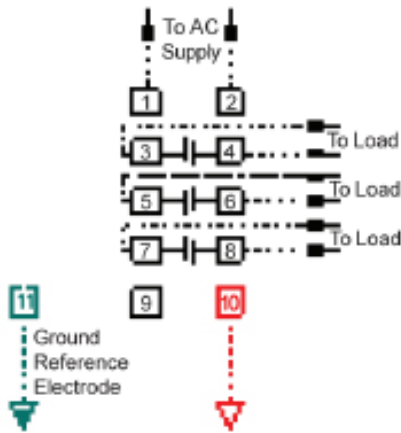
Phone: 267-673-8117 - 800-352-6265 - Fax: 267-673-8118

E-Mail: sales@cabriggs.com; Website: www.cabriggs.com

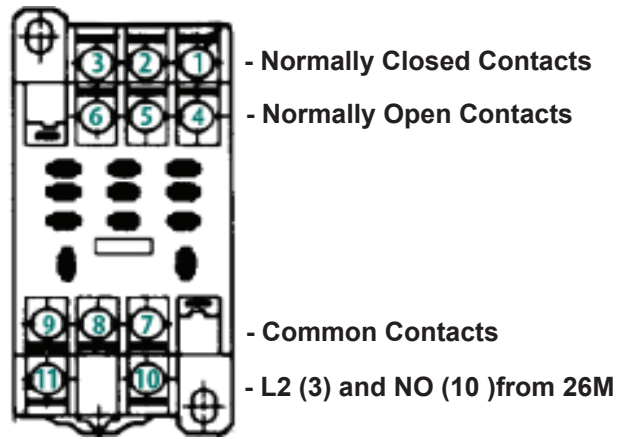
OLD Warrick Series 1 with UP TO 3 each 16A SPST Load Relays



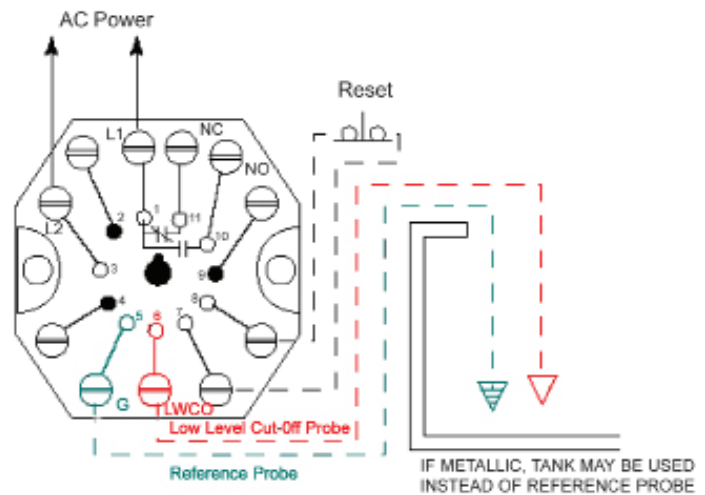
OLD Warrick Series 2 with UP TO 3 each 16A SPST Load Relays



Component Output Relay with 3 each 10A SPDT Load Relays Selectable as NO, NC or Both



Component Series 26M wiring



Helpful Information

- Both the Series 1 and the Series 2 use Terminals 1 and 2 for AC Supply. The Series 26M uses L1 and L2 or Terminals 1 and 3 for AC Supply.
- Series 1 uses Terminal 9 for Ground Probe and Terminal 10 for Low Water Cutoff Probe. The Series 2 uses Terminal 11 for Ground and Terminal 10 for LWCO. The Series 26M uses Terminal 5 for Ground and Terminal 6 for Low Water Cutoff Probe.
- On both the Series 1 and the Series 2: Terminals 3 and 4, Terminals 5 and 6, and Terminals 7 and 8 each could be ordered as Normally Open or Normally Closed. The Component Output Relays: relay 1, 4 and 7; 2, 5 and 8; and 3, 6 and 9 are all Single Pole Double Throw. So that the Component Output Relay can be user selectable using either Normally Open, Normally Closed or Both for each of the three relays.
- In both the Retro-Fit Components and the DIN-Mount Components the Series 26M has a Normally Open Powered Output, Terminal 10 is connected to Component Output Relay Terminal 10. Also the Series 26M L2 or Terminal 3 is connected to Component Output Relay Terminal 11. This must be done so that the Series 26M Controls when the Component Output Relay is Energized or De-energized.
- Both the Series 26M and the Components Output Relay have **LED** Output Indication.
- Terminal 7 & 8 of the Series 26M is for the Normally Closed Reset Button if the Manual Reset is desired.

How to Order: Order as: Retro-Fit Components - (Supply Voltage) also order a Warrick 26M Control or: DIN-Mount Components - (Supply Voltage) also order a Warrick 26M Control

Order From:

C A Briggs Company; 622 Mary Street; Suite 101 - Warminster, PA 18974
 Phone: 267-673-8117 - 800-352-6265 - Fax: 267-673-8118
 E-Mail: sales@cabriggs.com; Website: www.cabriggs.com